

Compact • Turn Key • Built in overheating protection
Developed with safety in mind.

Malcom Company offers plug and play hot air process heating control systems for use with hot air process heaters preconfigured for your application, incorporates PLC controlled technology, can be interfaced with customers PLC, includes air flow monitoring and confirmation system, system and fault indication, overheating protection system, heating element protection system available on request, multi zone heating and or blower systems available on request.

Designed with safety in mind, Malcom's complete control systems are pre configured and tested for your application. Upon receipt of your control system, simply connect your components and start your process hot air solution immediately. Control systems are designed so that no additional components are required.

Control System Capabilities



Malcom Process Heating Control Systems are build to handle the following system requirements:

Volts:	120-480V volt 1 or 3 phase
Watts:	450 - 40000 watts per zone
Amps:	Up to 50 amps per Heater
Airflow:	up to 550 CFM per heater depending on the selected heater and blower.
Air Pressure:	up to 10 psi depending on blower selected.
Temperature:	ambient - 1650°F (900°C)
Zones:	1 or 2 zones independently controlled
Custom Systems:	Malcom can customize a system for our customers needs. 230 - 480V 3 phase hot air systems are available up to 40 Kw and 1000 CFM designed around your available power requirements
Certifications:	UL certified, built to UL508A

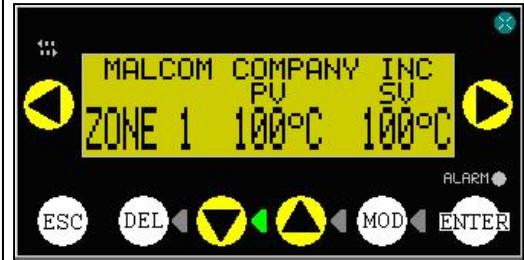
Call Toll Free: 888 807 4030
or check us out on the web

www.malcom.com

MALCOM PROCESS HEATING CONTROL SYSTEMS


Programmable Logic Controller Technology

- State of the art PLC with expansion capability and backlit LCD interface.
- Individual Zone Activation and Temperature Control
- Continuous Safety Monitoring Including Status Information
- Alarms are detected and identified.
- Error's can be auto-reset or manually reset during operation.
- Expandable Input/Output Modules
- Set up menu configurable for your application.
- Re-Programmable to suit your process.
- Remote Start Input Capable
- Auto-Tune feature or PID adjustability
- Air Flow Confirmation Circuitry
- System Ready Status Bit



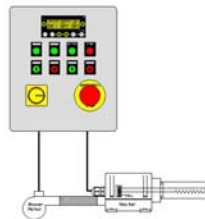
Redundant Safety Interlocks

- Process controller configured to prevent catastrophic failure of equipment.
- Electrical design is configured independently of the control system for safety.
- Fully assembled Electrical Enclosure built to UL508A standards
- Overheating detection along with airflow confirmation determined per zone.
- Emergency stop feature.
- Electrical Safety Interlock

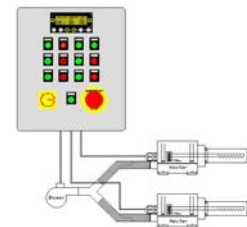


Configurable for Multiple Zones

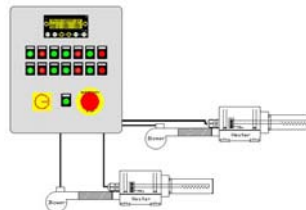
- Single Zone Single Blower →



- Dual Zone Single Blower →



- Dual Zone Dual Blower →



Malcom
Company Incorporated

Bill Souza, Systems Application Engineer
590 Fish Road
Tiverton, RI 02878
Toll free: 888-807-4030 Ext 106
Fax: 401-682-1904
email: bills@malcom.com

www.malcom.com